

USER MANUAL

- This facility is provided by Kerala Police as a part of Crowd Management which in turn saves precious time of the Pilgrims.
- The print out generated after registration (Q-Coupon) and Identity Card used for registration must be brought while coming for Darshan.
- The print out (Q-Coupon) and ID card are to be produced for verification by Police officials.
- Children aged below 15 do not require identity card but photograph is essential.
- The scanned passport size photograph must be in jpg / jpeg and size below 30 KB.
- **Females aged between 10 to 50 are not allowed to perform pilgrimage at Sabarimala.**
- **Ensure that JavaScript and cookies of the browser are enabled before booking.**
- **Mozilla fire fox and chrome browsers are recommended.**
- **Disable Pop-Up Blocker of the browser.**

Important Instructions to be followed in Queue Placement Coupon Booking.

1. This facility is limited, to devotees who are coming to Sabarimala with ***Irumudikettu.***
2. If the web page is idle for more than 3 minutes the link will get disconnected.
3. Before you start to register, please ensure that all the items mentioned below are available in your hand.
 - a) Identity Card
 - b) Scanned passport size photo having size less than 30 KB.
 - Format of Picture should be JPG or JPEG only.
 - Face should be clearly visible
 - Photograph should not be taken wearing sun glasses.
4. Do not use Refresh and Back button of the browser it will generate error.
5. Identity card may be either of the following.
 - Passport
 - Electoral Photo Identity Card
 - PAN Cards

- Driving License
- Ration Card
- Student Photo Identity Cards issued by Educational Institutions
- Employee Identity Card

Procedure for Q-Coupon Booking:

Type the address in address bar of any browser having internet connection.

“www.sabarimala.keralapolice.gov.in”

1. Click on the link written as “**Queue Placement Coupon Booking**” in the said website. It will open a new page having calendar for the month. The dates are colored in three colours to indicate the availability of seats for booking as shown below.



Select the month and click “**Go**” button. Then click on the date you want to book. It will show the availability of coupon on that date.

You will get a screen as shown below.

Time	Available Coupons	Booking
▶ 2 AM	992	Book now
▶ 3 AM	1000	Book now
▶ 4 AM	997	Book now
▶ 5 AM	1000	Book now
▶ 6 AM	1000	Book now
▶ 7 AM	1000	Book now
▶ 8 AM	1000	Book now
▶ 9 AM	1000	Book now
▶ 10 AM	1000	Book now
▶ 11 AM	1000	Book now
▶ 12 NOON	1000	Book now
▶ 2 PM	1000	Book now
▶ 3 PM	1000	Book now
▶ 4 PM	1000	Book now
▶ 5 PM	1000	Book now
▶ 6 PM	1000	Book now
▶ 7 PM	1000	Book now
▶ 8 PM	1000	Book now
▶ 9 PM	1000	Book now
▶ 10 PM	1000	Book now

Time slots are shown on the left. Click “**Book Now**” to book for the time slot of your choice.

Registration for Q-Coupon booking

Please select and submit following details to start your booking

Date and Time of Darshan: 17-11-2011, 3 AM

Booking Type: Normal Booking Bulk Booking

No of Persons required booking: 1

Route of Pilgrimage: Nilakkal


Security code:

Enter security code here *

Submit

Important: The security code is **NOT** case sensitive.

You will get another page having registration for “**Q**” coupon booking.

It contains date you have selected and number of persons required to be booked. You have to enter the security code in the text box provided for the purpose. If you find security code too hard to read you can press “refresh” icon  to get new security code.

You will get a message that you have successfully registered for coupon and you will be directed to another page as shown below. Here you will have to enter the details of each pilgrim in your group along with a scanned passport size photograph with size less than 30KB.



KERALA POLICE

SABARIMALA
Advance Q-Coupon booking
free service offered by Kerala Police

Your Registration Number
Please add details of pilgrims , who required Q-Placement coupon.

+ Add Pilgrim details Save & Print Coupon

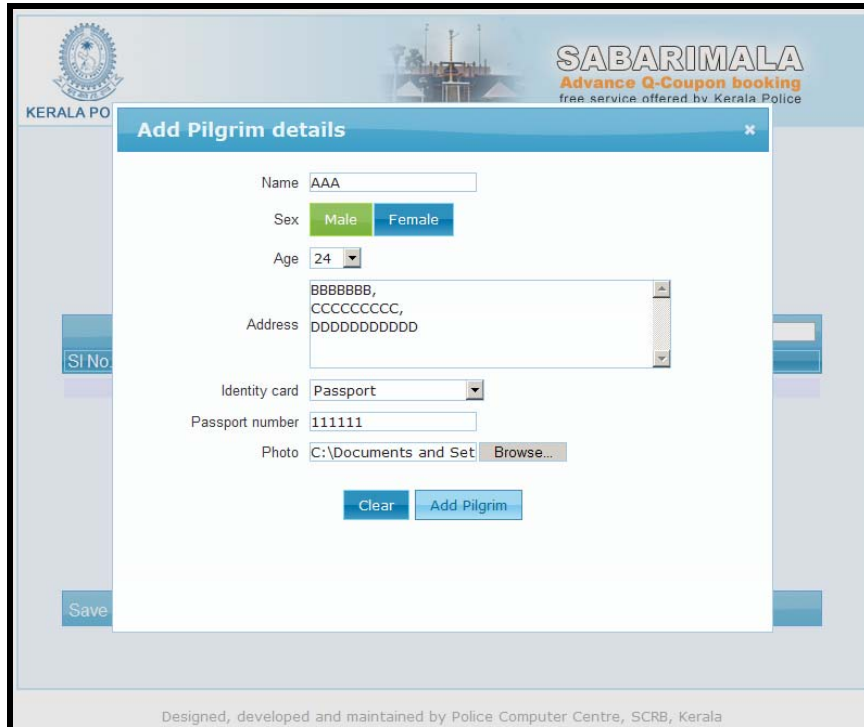
Search:

Sl No.	Coupon No.	Name	Sex	Age
No Q-Coupons booked yet				

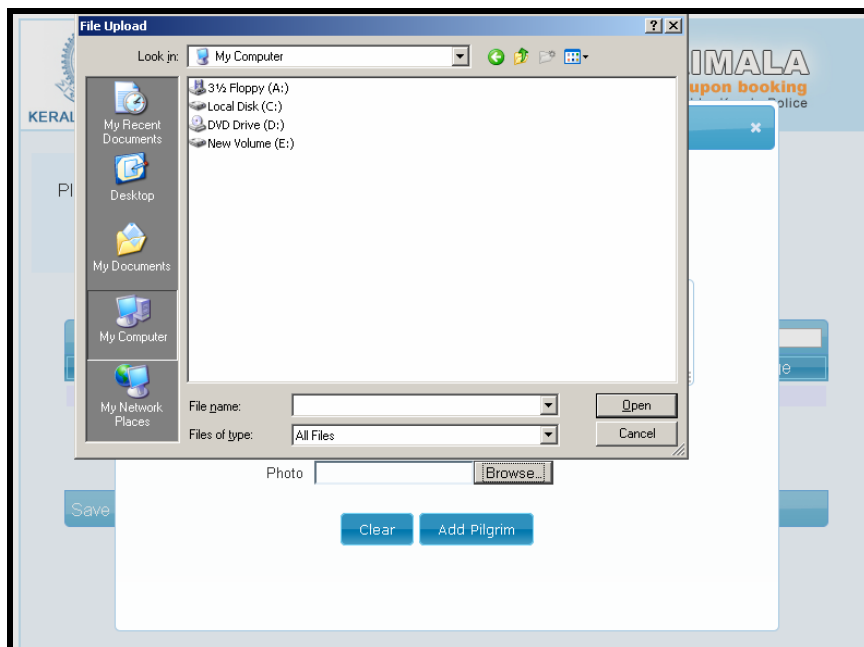
Save Q-Coupons as PDF and Print

Important: Make sure that scanned passport size photograph of the pilgrim is available with you which must be below 30 KB and in jpg or jpeg format.

Click on “**Add Pilgrim Detail Button**”. You will get another window as shown below. Enter Name, Sex, Age, Address, Identity Card type, ID card number of the pilgrim.



Click **“Browse”** button and get **“File Upload”** window as shown to add photograph. Navigate to location where the scanned photograph is stored and Click **“Open”** button in the file upload window.

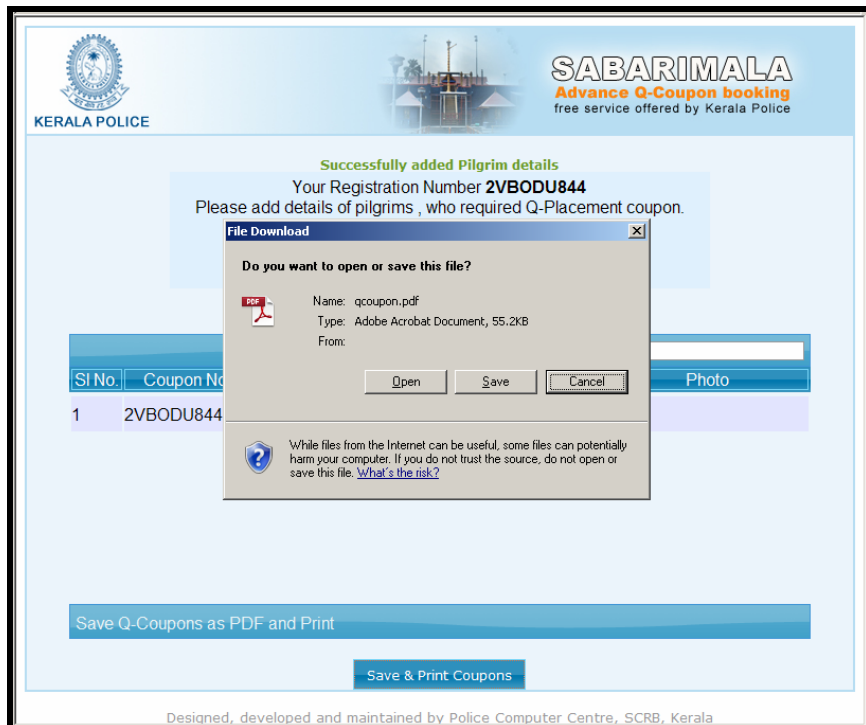


Click “Add Pilgrim” Button and you will get another page as shown.

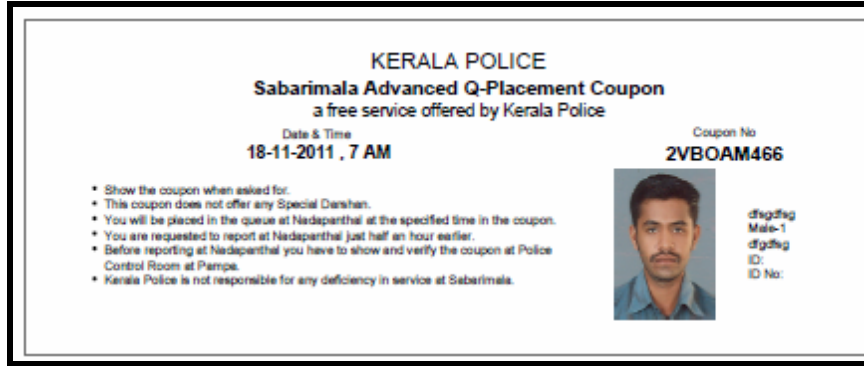


A coupon is generated automatically with all the details.

Use “Save & Print Coupons” button for saving the coupon in PDF format.



The sample coupon is shown below.




Print out of this coupon is to be brought while coming to Sabarimala.

How to download the coupons

1. You can download the coupons immediately after completing your booking process. By clicking the save print button on that screen, you can download the coupon in the PDF on your default download directory.

2. You can download the coupon later whenever it is necessary. For this, click on the Print Q Coupon button on the first page itself if already booked.

Then a new window appears as shown below.



Then enter registration number security code. Then the Coupon can be downloaded on your default download directory in the PDF format.